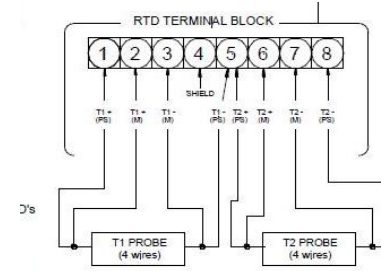
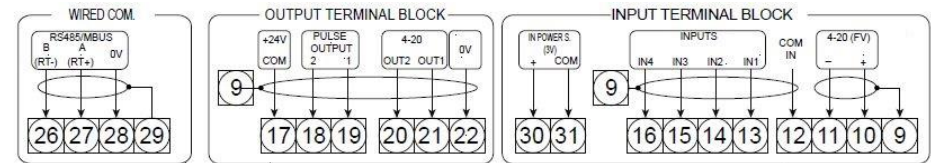
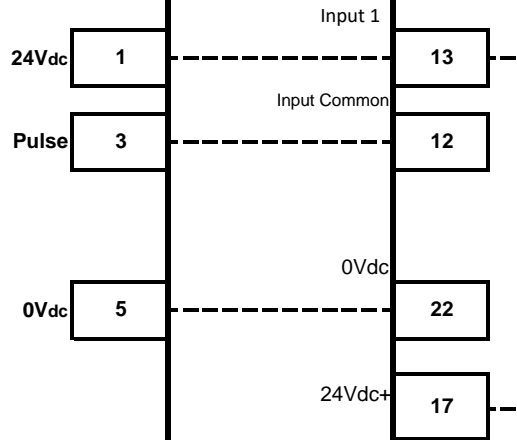
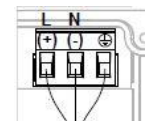


- 1 (+) POWER SUPPLY
- 2 (+) OUTPUT 1 / INPUT
- 3 (+) OUTPUT 2 (OPTIONAL)
- 4 (+) 4-20mA OUTPUT
- 5 (-) POWER SUPPLY / OUTPUTS / INPUT
- 6 SHIELD (CONNECT TO GROUND)

**MV800 flow converter**



To connect 2 wire probe:  
 T1: connect the probe to terminal block 2 and 3, bridge on 1-2 and 3-5  
 T2: connect the probe to terminal block 6 and 7, bridge on 5-6 and 7-8



**MV311 energy calculator**

Connection diagram MV311 to MV800



Isoil Industria Hong Kong Limited

Date: 01/05/2020